

JUHSD Construction Update

FEBRUARY 2021

A solid orange horizontal bar spanning the width of the slide at the bottom.



Oceana High School New Basketball Backboards and Hoops – December 2020

Current Projects

- WESTMOOR HS NEW THEATER, CLASSROOMS & MODERNIZATION
- FACULTY & STAFF HOUSING

Westmoor High School New Theater, Classrooms and Modernization

- Currently working on finishing Building T – which houses the New Theater, Classrooms and Woodshop. Also working on the remodel of the Administration and Counselling Areas, New Science Department Storage Area, New Fabric Arts, Ceramics, Photo and Auto Shop Classrooms.
- Summer work – old Ceramic, Art and Fabric Art Classrooms get remodeled into standard classrooms. Science Department gets new fume hoods and safety upgrades (eye washes / showers). Band Room gets acoustic panels in practice rooms and paint. Gym gets an acoustic treatment to ceiling, New Storefront (door/ wall) enclosure of the courtyard and exterior paint
- Completion of Theater, New Classrooms and Modernization - Summer 2021

New Theater



On Stage looking
out to the Audience





New Classroom

New Autoshop – Tech Classroom



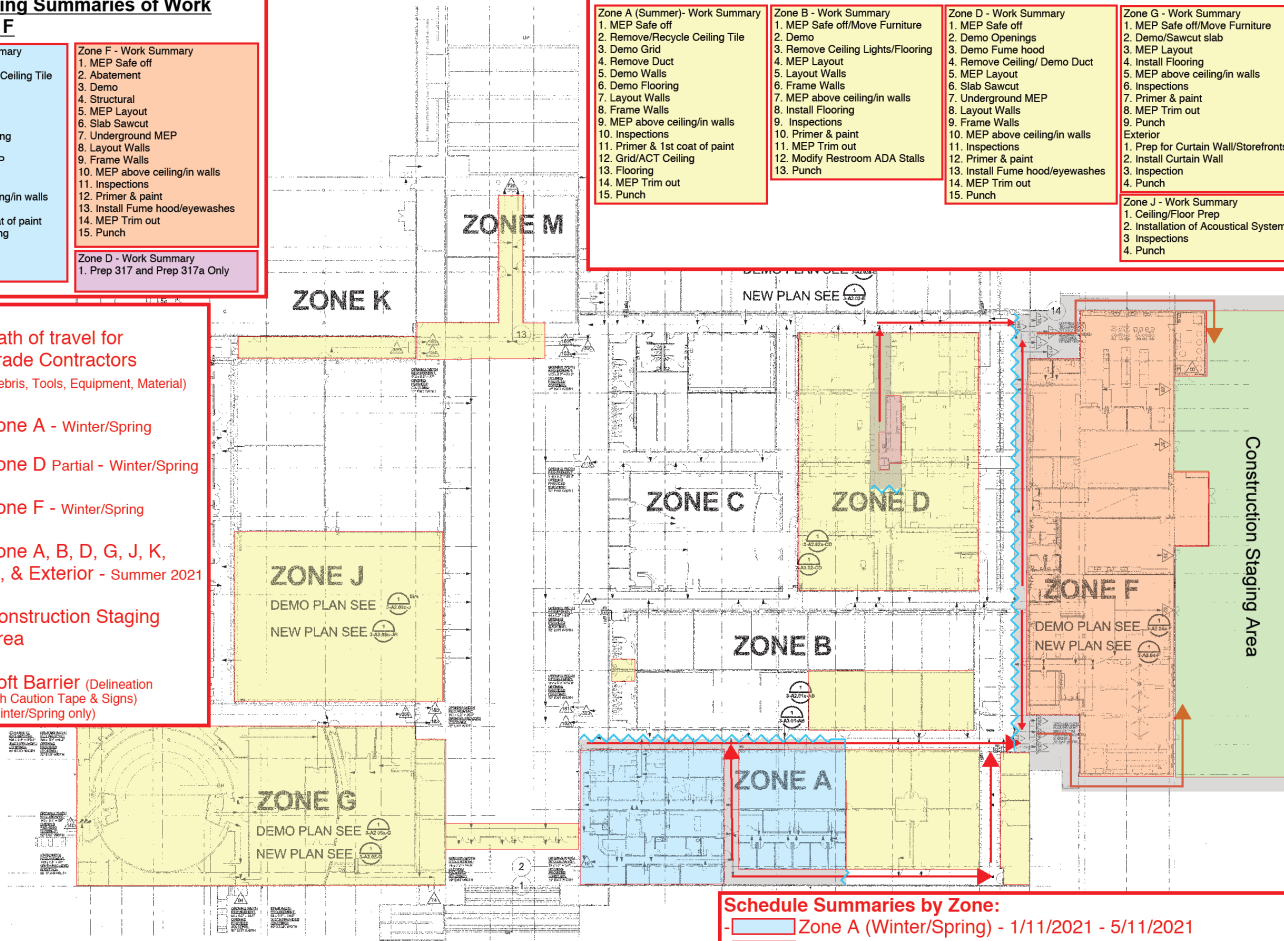
Spring/ Summer
Modernization

Westmoor High School - Remaining Zones - Draft

Winter/Spring Summaries of Work Zones A & F		
Zone A - Work Summary	Zone F - Work Summary	
1. MEP Safe off	1. MEP Safe off	
2. Remove/Recycle Ceiling Tile	2. Abatement	
3. Demo Grid	3. Demo	
4. Remove Duct	4. Structural	
5. Demo Walls	5. MEP Layout	
6. Demo Flooring	6. Slab Sawcut	
7. Layout for Plumbing	7. Underground MEP	
8. Slab Sawcut	8. Layout Walls	
9. Underground MEP	9. Frame Walls	
10. Layout Walls	10. MEP above ceiling/in walls	
11. Frame Walls	11. Inspections	
12. MEP above ceiling/in walls	12. Primer & paint	
13. Inspections	13. Install Fume hood/eyewashes	
14. Primer & 1st coat of paint	14. MEP Trim out	
15. Grid/Wood Ceiling	15. Punch	
16. Flooring/Tiling		
17. MEP Trim out	Zone D - Work Summary	
18. Punch	1. Prep 317 and Prep 317a Only	

LEGEND:

- Path of travel for Trade Contractors (Debris, Tools, Equipment, Material)
- Zone A - Winter/Spring
- Zone D Partial - Winter/Spring
- Zone F - Winter/Spring
- Zone A, B, D, G, J, K, M, & Exterior - Summer 2021
- Construction Staging Area
- Soft Barrier (Delineation with Caution Tape & Signs) (Winter/Spring only)



Summer Summaries of Work Zones A, B, D, G, J, K, M, Exterior					
Zone A (Summer) - Work Summary	Zone B - Work Summary	Zone D - Work Summary	Zone G - Work Summary	Zone K Corridor - Work Summary	Zone M Exterior - Work Summary
1. MEP Safe off	1. MEP Safe off/Move Furniture	1. MEP Safe off	1. MEP Safe off/Move Furniture	1. Wall/Floor Prep	1. Prep Walls
2. Remove/Recycle Ceiling Tile	2. Demo	2. Demo Openings	2. Demo Sawcut slab	2. Paint Walls	2. Paint Exterior Hallway walls
3. Demo Grid	3. Remove Ceiling Lights/Flooring	3. Demo Fume hood	3. MEP Layout	3. Install Base	3. Demo gutter/downspouts
4. Remove Duct	4. MEP Layout	4. Remove Ceiling/ Demo Duct	4. Install Flooring	4. Inspections	4. Sawcut slab
5. Demo Walls	5. Layout Walls	5. MEP above ceiling/in walls	5. MEP above ceiling/in walls	5. Punch	5. Install (N) Gutters, Flashing and Downspouts and connect to underground line and repair slab
6. Demo Flooring	6. Frame Walls	6. Slab Sawcut	6. Inspections		6. Paint Roof Area
7. Layout Walls	7. MEP above ceiling/in walls	7. Underground MEP	7. Primer & paint		7. Inspections
8. Frame Walls	8. Install Flooring	8. Layout Walls	8. MEP Trim out		8. Punch
9. MEP above ceiling/in walls	9. Inspections	9. Frame Walls	9. Punch		
10. Inspections	10. Primer & paint	10. MEP above ceiling/in walls	Exterior		
11. Primer & 1st coat of paint	11. MEP Trim out	11. Inspections	1. Prep for Curtain Wall/Storefronts		
12. Grid/ACT Ceiling	12. Modify Restroom ADA Stalls	12. Primer & paint	2. Install Curtain Wall		
13. Flooring	13. Punch	13. Install Fume hood/eyewashes	3. Inspection		
14. MEP Trim out		14. MEP Trim out	4. Punch		
15. Punch		15. Punch			
			Zone J - Work Summary		
			1. Ceiling/Floor Prep		
			2. Installation of Acoustical System		
			3. Inspections		
			4. Punch		

Schedule Summaries by Zone:	
Zone A (Winter/Spring)	1/11/2021 - 5/11/2021
Zone D Partial (Winter/Spring)	2/1/2021 - 4/2/2021
Zone F (Winter/Spring)	10/21/2020 - 5/28/2021
Zone A, B, D, G, J, K, M, Exterior (Summer)	6/1/2021 - 7/31/2021

* Note - It is assumed the District will vacate these Zones prior to the above start dates.

01/06/2021

Faculty and Staff Housing

Currently working on the Site Infrastructure, Second Floor Framing, Rough in of MEPS (Mechanical, Electrical, Plumbing, Sprinklers) and the Car Barn.

Scheduled to be complete Late Spring / Early Summer 2022

Corridor



2021. 1. 6

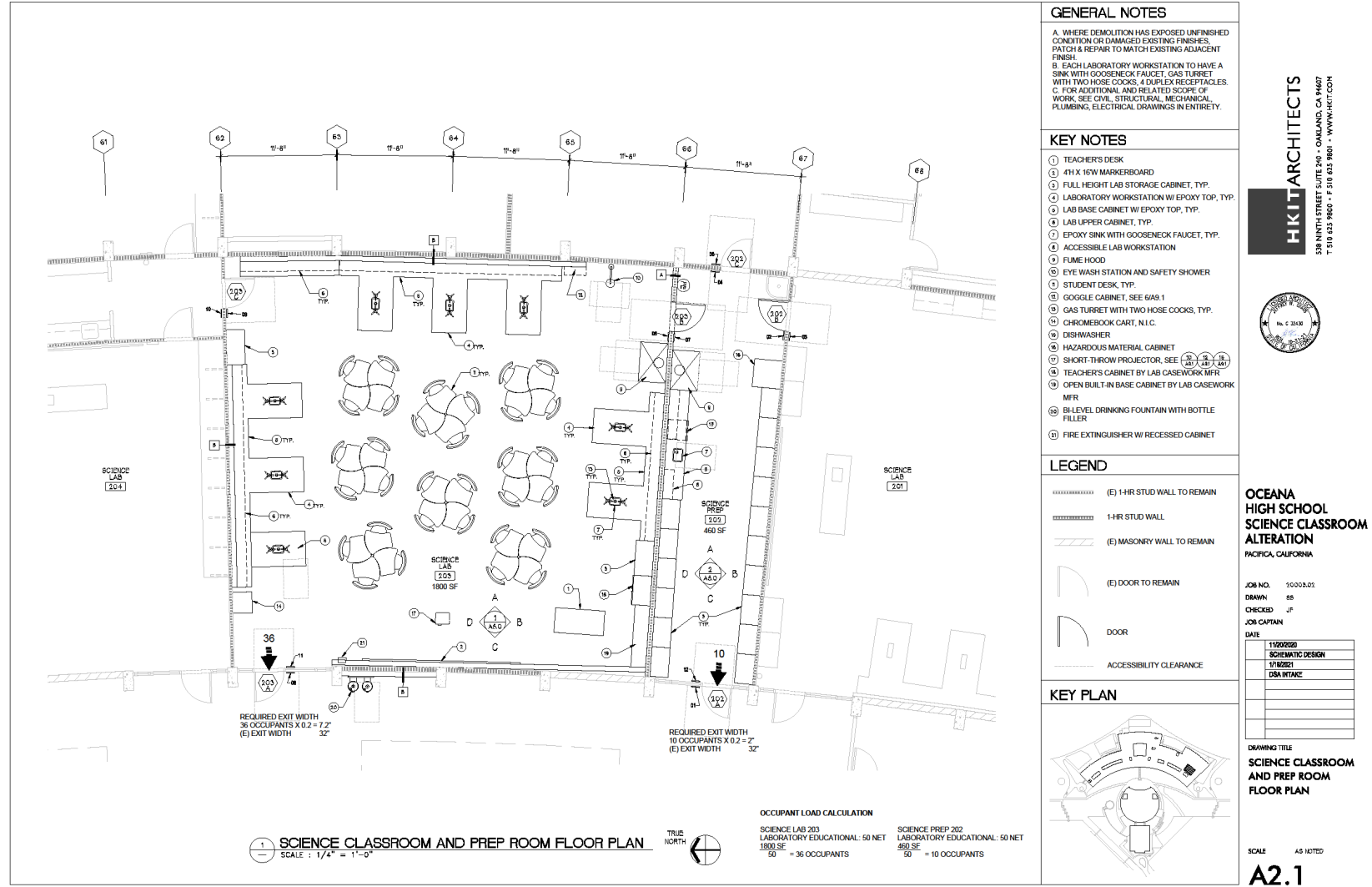


First and Second Floor
Framing and Site Work

Projects in Planning

- OCEANA HIGH SCHOOL SCIENCE CLASSROOM – SUMMER 2021
- DISTRICT OFFICE AND ADULT EDUCATION FACILITY – COMPLETION WINTER 2023/2024

OHS Science Classroom Floor Plan



District Office and Adult Education Facility

- Programming complete
- Design is in process
- CEQA completion scheduled for Summer 2021
- Submission to DSA Fall 2021
- Construction starts Summer 2022
- Construction complete Winter of 2023/2024



Adult Education Facility




New District Office



Future Planning

District Wide Needs Analysis Master Plan



HKIT Architects
538 Ninth Street, Suite 240, Oakland, CA 94607
Jeff Evans, AIA, Principal
jevans@hkit.com
www.hkit.com | 510.625.9800

Proposal by HKIT Architects to provide a Districtwide needs analysis and master plan.

- Meet with District Personal(Education and Business Services, Construction, Maintenance, Food Services, Information and Technology).
- Meet with the Stakeholders at each school site including the Principal/VPs, Office Staff, Counseling, Custodial, and will include all Teacher & Staff Department meetings (Math, English, History, Science, Language, Special Education, PE, Electives, other).
- Visiting sites to observe and collect detailed data of buildings and their systems including Path of Travel and ADA Needs.
- All information will be compiled, assessed, then prioritized with a Final Report issued.
- Timeline
 - Meet with District Staff and Site Stakeholders - February – May 2021
 - Draft assessment matrix, with short and long term prioritization, draft site masterplan and cost estimates - June - August 2021
 - Share District Staff and Site Stakeholders and Finalize Report September – November 2021
 - Final Report Issued December 2021
- This proposal is presented for consideration as an action item later in the agenda.

Questions?
